

Superior vinyl
Durable materials
Heat/cold resistance
Highest consumer
satisfaction



Buckingham

Series 1000

Vinyl-Clad Patio Door



Features

Hardware & Glass Options



The **Buckingham Series 1000 Vinyl-Clad Patio Door** is manufactured from the most advanced vinyl reinforced with a wood buck frame, offering beauty and performance. The vinyl will not rot, rust, pit or blister over long periods of time.

Our wood buck frame is economical, durable and easy to install. Maximized strength withstands high winds and provides superior air tightness. **Sunview Patio Doors** are available with the highest quality accessories and upgrades including security, colour and finishing options. **Our goal** – the highest buyer satisfaction.



Advanced Interlocking System

Vinyl-Clad Frame

- 5⁷/₈" mechanically fastened vinyl-clad frame
- Components easily installed and replaceable
- 3 weather seals
- Anodized screen track/stainless steel roller track
- 8 degree sill slope for optimal drainage
- All vinyl sill

Durable Sash

- Reinforced with steel to withstand high wind loads
- Double perimeter seal for superior air-tightness
- Doors are easily and completely reversible
- Adjustable nylon tandem ball-bearing rollers
- 1" sealed units for optimal thermal performance

Glazing

Enhancing the outstanding thermal efficiency is the 1" high-performance glazing found in **Low-E** glass and **Edgetech Super Spacer**® technology.

Super Spacer®

Stays cool in summer



Stays warm in winter

Standard Hardware

Elite handles come as the standard door hardware. Available in white, black, ivory or sandalwood.



White

Optional Frame & Sash

- 1¹/₄", 2", or 3³/₈" frame extensions
- 4¹/₂" sill plate
- Brick mold
- Sill extensions

Optional Sidelites and Transoms

Frame your patio door in outdoor light with a transom or sidelite. The frame is made of PVC, virtually maintenance-free and available in a wide selection of finishes and glass types.

Optional Hardware

These unique handle sets can be configured with single-point or heavy duty multi-point keylocks and are available in White, Black, Brass, Black Nickel, Satin Nickel or Bright Chrome.




Optional Internal Mini-Blinds

- Fingertip operation
- No external cords
- No dusting
- Low-E glass

Maximum visibility to complete privacy at the tip of a finger. The lever raises, lowers or tilts the blinds sealed between the insulated glass to ensure maintenance-free operation.

Optional V-Groove Glass

Decorative and elegant.



Standard Colonial:
5' and 6' door – 3x5 Grid Pattern;
8' door – 4x5 Grid Pattern





Colonial

Prairie


Optional Interior Finishes

Innovative state-of-the-art laminating allows for the beautiful appearance of a woodgrain look for any interior applications.



Natural Oak

Cherry



Optional Decorative Grills

Internal grills are available in a range of design styles and colours that include **Flat Grills** in White, Two-tone, Brass and Pewter, **Georgian Grills** in White, and **Pencil Grills** in White, Brass and Pewter.

Optional Security Locks



Two Position Kick Locks mount on the bottom of the operating door. Used as secondary lock. Available in white, beige or brown.



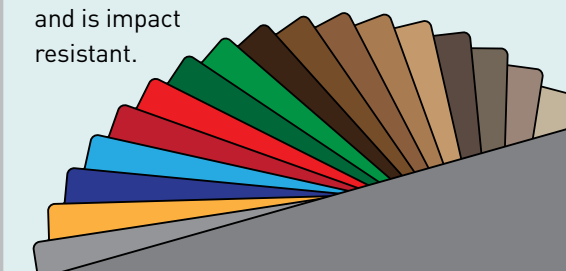
Guardian Locks mount on the top of the operating door; security bolt locks into the frame. Available in white, beige or brown.



Folding Security Bars mount on the fixed side of the door frame and swing down to stop the door from operating.


Optional Exterior Colours

Sunview Patio Doors boast a wide range of colour options that feature a finish which is U.V. stable, has a superior adhesion process and is impact resistant.

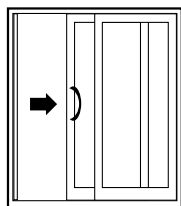


Specifications

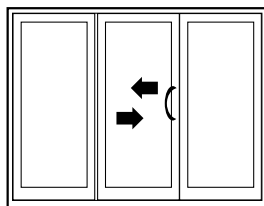
Dimensions Door/Panel Configurations and Finished Sizes (Exterior view)



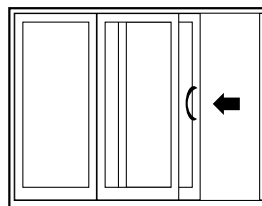
OX-Slide Left



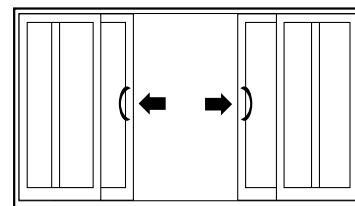
XO-Slide Right



OXO-Slide R to L or
OZO-Slide L to R



XOO-Slide R or OOX Slide L



OXXO-Slide R and Slide L from Centre

2 Panels

- 58¹/₂ W x 79¹/₂ H
- 59¹/₂ W x 79¹/₂ H
- 59¹/₂ W x 81¹/₂ H
- 59¹/₂ W x 95¹/₂ H
- 70¹/₂ W x 79¹/₂ H
- 71¹/₂ W x 79¹/₂ H
- 71¹/₂ W x 81¹/₂ H
- 71¹/₂ W x 95¹/₂ H
- 95¹/₂ W x 79¹/₂ H
- 95¹/₂ W x 81¹/₂ H
- 95¹/₂ W x 95¹/₂ H

3 Panels

- 88³/₄ W x 79¹/₂ H
- 88³/₄ W x 81¹/₂ H
- 88³/₄ W x 95¹/₂ H
- 106³/₄ W x 79¹/₂ H
- 106³/₄ W x 81¹/₂ H
- 106³/₄ W x 95¹/₂ H
- 142³/₄ W x 79¹/₂ H
- 142³/₄ W x 81¹/₂ H
- 142³/₄ W x 95¹/₂ H

4 Panels

- 117¹/₈ W x 79¹/₂ H
- 117¹/₈ W x 81¹/₂ H
- 117¹/₈ W x 95¹/₂ H
- 141¹/₈ W x 79¹/₂ H
- 141¹/₈ W x 81¹/₂ H
- 141¹/₈ W x 95¹/₂ H
- 189¹/₈ W x 79¹/₂ H
- 189¹/₈ W x 81¹/₂ H
- 189¹/₈ W x 95¹/₂ H

Performance Buckingham Series 1000 Patio Door meets **NAFS**/Class LC-PG55-Type SD

Standard	Air Tightness	Water Tightness	Structural Load
AAMA/WDMA/CSA 101/1.S.2/A440-08	75 Pa-0.5 L/s.m ²	400 Pa (8.35 psf)	3960 Pa (82.71 psf)
	Passed	Passed	Passed



Distributed By:



Our products meet the Energy Star program guidelines for helping businesses and individuals protect the environment through superior energy efficiency.

